

AUTEL

Web: www.autel.com
Email: sales@autel.com

Quick Reference Guide

G-BOX2

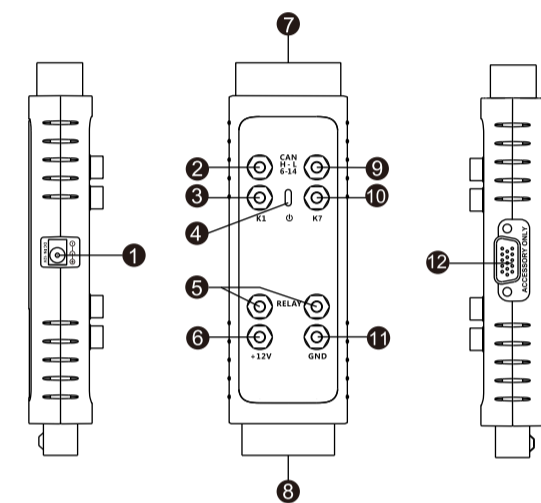
Thank you for purchasing AUTEL tool. Manufactured to a high standard, our tool will, if used according to these instructions and properly maintained, give you years of trouble-free performance.

Product Description

The G-BOX2 realizes fast mode on vehicle and bench when all keys of Mercedes-Benz vehicles using the DAS3 EIS/EZS are lost. The use of the G-BOX2 reduces the time needed and eliminates the process of insertion and removal.

The G-BOX2 can read and access most engines manufactured by Bosch including EDC/MEx17 series engines used in BMW and Volkswagen vehicles. This capability supports the ability to perform adaptations when all keys are lost and engine is replaced.

The G-BOX2 is compatible with the Autel's advanced diagnostic tablets supporting IMMO and Key Programming functions.

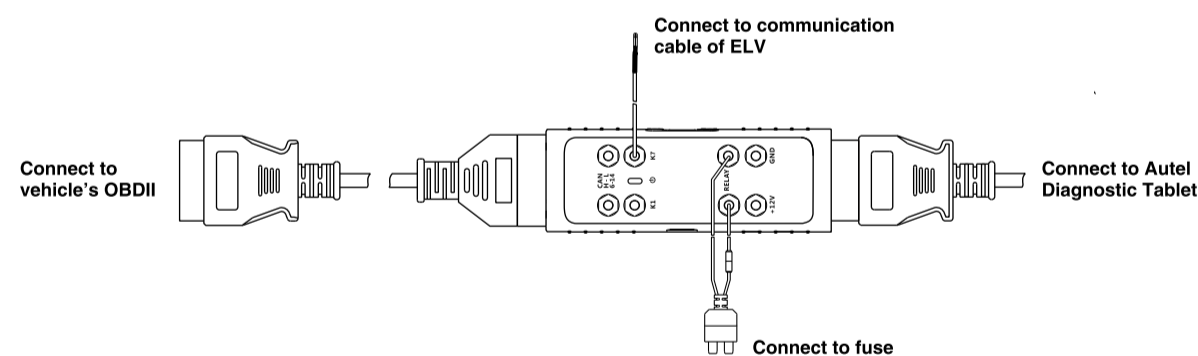


1. DC Port – provides +12V DC power supply
2. CAN-H Port – universal CAN bus interface, connects with OBDII PIN6
3. K1 Port – universal K-line interface, connects with OBDII PIN1
4. Status Indicator – indicates the current operating status
5. Relay Ports – connect with dedicated relay cables
6. +12V Power Port – universal power input/output port
7. OBDII Connector – connects to the vehicle's OBDII directly or via a dedicated extension cable
8. OBDII Female Connector – connects to the main cable of Autel Diagnostic Tablet
9. CAN-L Port – universal CAN bus interface, connects with OBDII PIN14
10. K7 Port – universal K-line interface, connects with OBDII PIN7
11. GND Port – universal power input/output port
12. DB15 Port – used with dedicated DB15 cable for reading and writing multiple types of ECUs

Getting Started

IMPORTANT: Please read these instructions carefully before using this tool. Please pay special attention to the safety warnings and precautions. Use this unit as intended. Failure to do so may cause damage and/or personal injury and will void the product warranty.

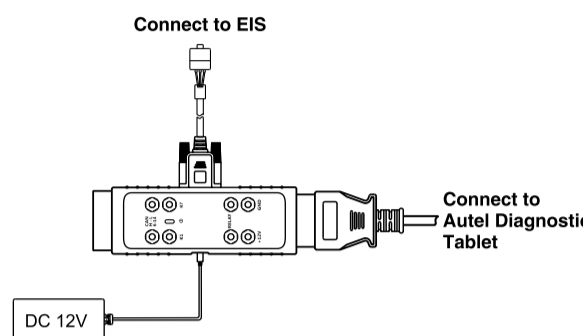
1 OBDII operation when all keys of Mercedes-Benz vehicle are lost
Use OBDII access on Mercedes-Benz vehicles manufactured after 2009 with W204, W207, W216 and W164 EISs.



- Connection Steps:
1. Connect the G-BOX2 to vehicle's OBDII.
 2. Remove the fuse of vehicle EIS. Connect the Relay ports to the fuse using the supplied fuse cable.
 3. When the vehicle has an ELV, connect the K7 port and ELV plug using the supplied K-line cable.
 4. Connect the G-BOX2 to the Autel Diagnostic Tablet.

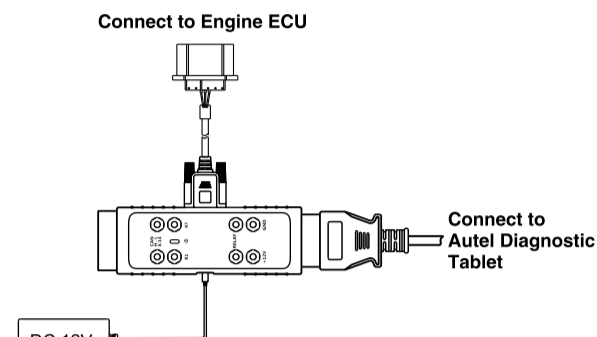
正面

2 Desktop operation when all keys of Mercedes-Benz vehicle are lost
Use this method for all Mercedes-Benz vehicle EISs supported by Autel Diagnostic tablets supporting IMMO and Key Programming functions.



- Connection Steps:
1. Connect the G-BOX2 to the Mercedes-Benz EIS using the supplied DB15 cable.
 2. Connect to the DC port of G-BOX2 using a power adapter (DC 12V).
 3. Connect the G-BOX2 to the Autel Diagnostic Tablet.

3 Reading engine password operation on bench
Use this method for Bosch ECUs supported by Autel Diagnostic tablets supporting IMMO and Key Programming functions.



- Connection Steps:
1. Connect the G-BOX2 to Autel Diagnostic Tablet.
 2. Connect the G-BOX2 to engine ECU.
 3. Connect to the DC port of G-BOX2 using a power adapter (DC 12V).

IMPORTANT: Follow diagrams exactly and use the proper accessory adapter when connecting G-Box2 to vehicle EIS/ECU.

Packing List

G-BOX2 	DB15 Cable 	Fuse Cable 	Fuse(5A) x2
Clamp Cable x2 	K-line Cable 	OBDII Extension Cable 	Quick Reference Guide

Warranty

Autel guarantees that the G-BOX is free from material and manufacturing for a period of 12 months. Autel will at its discretion replace any merchandise during the warranty period. The warranty shall be void if any of the following occurs:

1. Improper installation of the product;
2. Improper use;
3. Product damage due to collision, man-made damage or natural disasters;
4. Exceed the product-specific use restrictions.

For service and support, please contact us.

http://pro.autel.com / www.autel.com / support@autel.com
0086-755-86147779 (China HQ) / 1-855-288-3587/1-855-AUTELUS (North America)
0049 (0) 6103200522 (Europe) / (+507) 308-7566 (South America) / 03 9480 2978 / +61 476293327 (Australia)
©Autel Intelligent Technology Corp., Ltd. All Rights Reserved.

反面

RELEASE LEVEL: &PROJ_RELEASE
FILENAME: MODEL NAME

颜色	备注
	1、语言: 英语 2、双面印刷 3、折叠方式: 单张对折

DIM		Sheetmetal		Machining		AUTEL 道通科技股份有限公司 Autel Intelligent Technolog Corp.,Ltd.		TITLE: 深圳市道通科技股份有限公司 文控中心 快速指引	
0~6	0.10	0.10	0.05	These Drawings And Specification Are The Property Of AUTEL. And Shall NOT Be Reproduced Copied Or Used In Any Manner Without The Prior Written Consent Of AUTEL.		DRAW: 赵亮	UNIT'S: 190x265mm	2019-08-05	
6~30	0.15	0.10				CHKD: 吕美伊	FINISH:	GD19080008	
30~120	0.25	0.15				STAD:	MASS(Kg):	PART NO.: 500003731	
120~300	0.35	0.20				APPD: 廖岳龙	SCALE:	REV: V1	
300~600	0.50	0.25				SHEET: 1 OF 1	PRODUCT: G-BOX 2(EN)	Material: 120g书纸	
600~1200	0.60	0.30							
>1200	0.80	0.50							
ANG.	1~	30°							

